

TECHNICAL RIDER - Carlos Martínez - BOOKS WITHOUT WORDS

We are pleased that you have chosen to organize an event with Carlos Martínez. To make it an unforgettable experience, we will send you the Technical Rider. This is part of the guest performance contract and we require the compliance with the agreements contained therein.

General

Dimensions of the stage:	at least 6 x 4 m
Stage height:	80 cm - 100 cm
Access to the stage:	secure access from the back or the side
Stage background:	Black curtain: e.g. made of molton. Or background uniformly black and non-reflective.
Location:	To experience the full effect of the mime show, the location should be darkenable.
Schedule:	Arrival Carlos Martínez: approx. 4 hours before the start of the event The lighting, as well as the sound system must be installed and ready for operation upon arrival. The presence of a technician familiar with the equipment for instruction is necessary.

Lighting and sound must be controllable from the same place.

Lighting

Lighting setup and cabling according to the sketch on the following page.

Light console:	A light mixing console with the possibility to save scenes is required. We prefer a console with faders instead of mouse-operated software.
Hall lighting:	Preferably the hall lighting should also be controllable via the lighting console.

Note: All spotlights, especially the basic light, should be continuously and smoothly linearly dimmable. This is especially important for LED spotlights.

Sound

A sound system appropriate for the venue is required.

On stage:	A monitor for the artist.
From 300 spectators:	Wireless microphone with one-hand stand
At the sound desk:	An mp3-capable CD player (not a DVD player) Cables with mini-jack connectors. A microphone with soft rest

Contact

Hannes Keller: Handy: +491575 8539120 - E-Mail: info@agency-keller.com

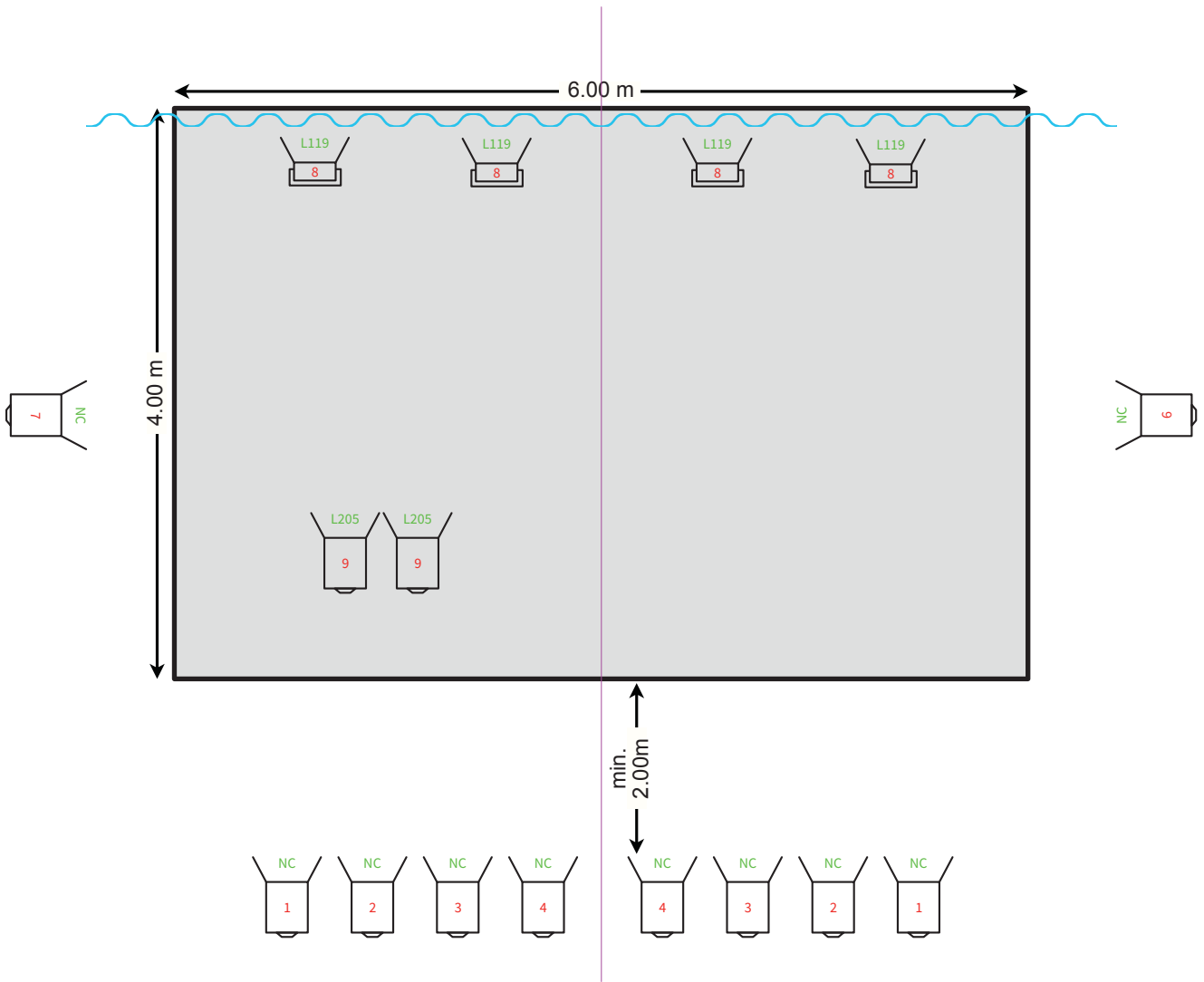
Please do not hesitate to contact us in case of any doubts. Solutions can certainly be found.




All information (e.g. on color filters) can be found at:

<https://agentur-keller.com/carlos-martinez>

TECHNICAL RIDER - Carlos Martínez - BOOKS WITHOUT WORDS

CARLOS MARTÍNEZ



-  12 - PC min. 650 W
-  4 - Floodlights min. 500 W or LED-Bar at full stage width
-  1 - Back curtain

Dimming channels

CH 1, 2, 3 = Front light	CH 8 = Background light
CH 4 = Central Front light	CH 9 = Wardrobe (23°/50°)
CH 5 = Profiler	CH 10 = Hall light
CH 6, 7 = Side alley	

Color specifications

10	No Color-PC
2	L205-PC
4	L119-Floodlight

Hanging by dimming channels

1-5	Hanging or on two tripods L & R
6-7	Each on a tripod
8	On the ground or hanging